

Scalebreaker | For the removal of limescale, rust and corrosion deposits from heating plant and cooling circuits

Built to handle the strongest descaling chemicals.



Scalebreaker
C20

Scalebreaker
C40 FWF

Scalebreaker
C90 FWF

Scalebreaker
C210 FWF

Applications include:

- Domestic and industrial boilers, including combination boilers.
- Steam generators and water heaters.
- Calorifiers, condensers and chillers.
- Fan coil units and pipework.
- Cooling coils and water cooled rollers.
- Plate and shell type heat exchangers.
- Plastics machinery: oil coolers, pipework, hopper throats, mould tools, extruder barrels.

The advantages of flow reversal when chemical cleaning:










The descaling process may generate gas/foam which can impede the cleaning process. Reversing the direction of flow allows gas/foam to discharge safely through the tank, unlocking the system and speeding up the descaling process. Flow reversal often enables previously blocked tubes and heat exchangers to be successfully descaled.

Hoses supplied with FWF models:



- 2x 3m flow & return hose
- 1x 3m discharge hose
- 1x 3m water inlet hose (Yellow)

Scalebreaker models feature:

Integral pump and chemical holding tank for portability and safety. 	Fresh water flush facility* (excl. C20) 	Integral flow reverser for faster and more effective descaling 
For use with acidic and alkaline cleaning chemicals. 	No seals to leak; maintenance-free 	Run dry capability 
Kamco Support technical expertise, help-line and spares service 	BUILT IN BRITAIN 	Full range of Kamco Descaling Chemicals 



TEL: 01727 875020 | WWW.KAMCO.CO.UK | INFO@KAMCO.CO.UK

Kamco, Unit 9, Curo Park, Frogmore, St Albans. Herts, AL2 2DD, UK © KAMCO Ltd.

KAMCO and CLEARFLOW are registered trademarks of Kamco Limited UK.

*It is good practice to flush plant and equipment with fresh water after the chemical clean to remove all traces of cleaning chemical.

Scalebreaker | Models available and technical data

MODEL	TANK CAPACITY (litres)	kw	VOLTAGE FREQUENCY OPTIONS	MAX. OUTPUT (litres/min)	MAX. HEAD (m)	WEIGHT (kg)	WIDTH DEPTH HEIGHT (cm)	FLOW & RETURN HOSES (m)	HOSE END FITTINGS (BSP)
Scalebreaker C20	20	0.45	230v, 50Hz 110v, 50/60Hz	<60	14	9.8	25 x 45 x 54	2 x 3	1/2"
Scalebreaker C40 FWF*	39	0.8	230v, 50Hz 110v, 50Hz 115v, 60Hz 240v, 60Hz	<90	20	17	44 x 39 x 69	2 x 3*	3/4"
Scalebreaker C90 FWF*	57	1.1	230v, 50Hz 110v, 50Hz 115v, 60Hz 240v, 60Hz	<150	24	22.5	59 x 39 x 89	2 x 3*	3/4"
Scalebreaker C210 FWF*	125	1.4	230v, 50Hz 110v, 50Hz 240v, 60Hz	<170-190	24 29	28.5	68 x 53 x 89	2 x 3*	1"

* Scalebreaker FWF models: C40 FWF, C90 FWF & C210 FWF include a fresh water flush facility. In addition to the flow and return hoses these models include: 1x 3m discharge hose and 1 x 3m water inlet hose.

Applications include

Scalebreaker C20

Domestic and small industrial applications, small plastics machinery.

Scalebreaker C40 FWF

Medium size applications - boilers, direct-fired water heaters, chillers and condensers. Small to medium plastics machinery

Scalebreaker C90 FWF

Medium size applications - boilers, direct-fired water heaters, chillers and condensers. Larger plastics machinery

Scalebreaker C210 FWF

Large commercial/industrial boilers, calorifiers, chillers, and water heaters, ground source heat pump coils.

Materials of Construction

Motor support flange and body, flow reverser, volute, and impeller: fibre reinforced polypropylene.

Impeller housing cover: polyphenylene sulfide engineering plastic.

Drive shaft: steel, sleeved in PP.

Tank: HD polyethylene, enabling liquid level to be monitored visually.

Hoses: Flow and return hoses (and discharge hose if applicable): reinforced transparent PVC.

Water inlet hose (if applicable): reinforced yellow PVC.

General information

All Scalebreaker units have self priming vertical axis centrifugal type pump assemblies.

Hoses and connections

All pumps are fitted with flow and return tubing, fitted with either threaded female couplings or quick release Camlock type hose connectors.

Operational and temperature capabilities

All models have run-dry capability, but liquid temperature should not exceed 70°C.

Motors

Electric motors are totally enclosed fan-cooled, with IP54 or IP55 protection, continuously rated, with plastic membrane covered switch and warning light.

Portability and handling

C40, C90 and C210 models have an integral handle moulded into the tank, with a deep hand grip recess at the front for lifting. The range is designed to have low weight and good stability.

Flow reversal device

All models have a flow reversal valve. Regular flow reversal reduces cleaning time, and is extremely effective in flushing out loosened deposits.

Chemical handling capabilities

Scalebreaker pumps are acid-proof, and may be used with all acids in common descaling use hydrochloric, phosphoric, sulphamic, citric, formic, acetic, etc. They may also be used with alkalis, and chlorine solutions as used for sterilisation purposes. For compatibility with other chemicals, please check with Kamco.

